

Pollution Incident Response Management Plan

TRI-ENV-PRO 303.01.01

Environmental Protection Licence 21137

Tribe Breweries

2 Ducks Lane
Goulburn NSW 2580



TABLE OF CONTENTS

1	INTRODUCTION	7
1.1	Background and Scope.....	7
1.2	Definition of a Pollution Incident.....	8
2	PREMISES	9
2.1	Site Details.....	9
2.2	Major Hazards.....	13
2.3	Pre-Emptive Action	14
2.4	Hazardous Substances and Pollutants.....	15
2.5	Safety Equipment.....	15
2.6	Emergency Plan.....	16
3	MANAGEMENT AND RESPONSIBILITIES	17
3.1	Duty to Notify	17
3.2	PIRMP Management	17
3.3	PIRMP Responsibilities.....	18
4	INCIDENT MANAGEMENT	19
4.1	Immediate Notification of a Pollution Incidents.....	19
4.2	Actions During a Pollution Incidents	20
4.3	Minimising Harm to Persons on the Premises	20
4.4	Communication with Neighbours and the Local Community	20
4.5	Actions Following a Pollution Incident.....	21
5	INCIDENT MANAGEMENT	23
5.1	Training	23
5.2	Testing	23
5.3	Review	23
	Availability of the PIRMP.....	24
6	REFERENCES	25
	APPENDIX A - POEO ACT AND REGULATIONS REQUIREMENTS	26
	APPENDIX B - PIRMP TEST AND REVIEW REGISTER	29
	APPENDIX C - HAZARDOUS CHEMICAL MANIFEST	30



APPENDIX D – EMERGENCY EVACUATION PLAN..... 31

TABLE IN TEXT

Table 1: Definitions that Apply to this PIRMP8
Table 2: Major Hazard Likelihood 13
Table 3: Pre-Emptive Actions 14
Table 4: Personnel Responsible for Activating the PIRMP 17
Table 5: Personnel Responsible for Pollution Incident Management 18
Table 6: Relevant Regulatory Authorities Contact Details..... 19

FIGURES IN TEXT

Figure 1: Site Location Map 10
Figure 2: Site Layout, Chemical Storage and Spill Response Location Map 11
Figure 3: Stormwater Layout Plan..... 11
Figure 4: Neighbouring Sites and Notification Order 22



TESTING OF THE PIRMP HISTORY

Date	Name of Person	Position	Description of testing
19/01/2021	TBA	TBA	PIRMP Tested
08/09/2021	TBA	TBA	
25/01/2023	TBA	TBA	

PIRMP REVISION HISTORY

Date	Name of Person	Position	Description of testing
TBA	TBA	TBA	TBA



ENVIRONMENTAL PROTECTION LICENCE (EPL)

Name of licensee	Tribe Brewing Pty Ltd
ABN of licensee	45 622 079 163
EPL number	21137
Premises name and address	2 Ducks Lane, Goulburn NSW 2580
Company or business contact details:	02 4657 7368
Name	Craig Crosby
Position	Head of Supply Chain
Phone	0439 680 299
Email	craig.crosby@tribebreweries.com.au
Website	www.tribebreweries.com
Scheduled activity/s on EPL	Brewing and Distilling
Fee based activity/s on EPL	Brewing and Distilling >20,000 tpa

ACRONYMS AND ABBREVIATIONS

ARA	Appropriate Regulatory Authority
CLC	Community Liaison Committee
DP	Deposited Plan
EPA	Environmental Protection Authority
EPL	Environment Protection Licence
PELM Act	<i>Protection of the Environment Legislation Amendment Act 2022</i>
PIRMP	Pollution Incident Response Management Plan
POEO Act	<i>Protection of the Environment Operations Act 1997</i>
POEO(G) Regulation	Protection of the Environment Operations (General) Regulation 2022
MSDS	Material Safety Data Sheet

1 INTRODUCTION

1.1 Background and Scope

Tribe Partner Brewing Pty Ltd (TPB) owns and operates the Tribe Brewery located at 2 Ducks Lane, Goulburn NSW.

The Tribe Brewery operates in accordance with EPL 21137 issued by the Environment Protection Authority (EPA) under the Protection of the Environment Operations Act 1997 (POEO Act).

In accordance with the POEO Act, TPB as holder of EPL 21137 must prepare, keep, test and implement a Pollution Incident Response Management Plan (PIRMP) that complies with Part 5.7A of the POEO Act in relation to the Brewery Operations. See Appendix A for a table of the requirements of the POEO Regulation and POEO Act, and where they are addressed in this document.

This PIRMP has been prepared in accordance with the requirements of Part 5.7A of the (POEO Act) and the Protection of the Environment Operations (General) Regulation 2009 (POEO (General) Regulation) and outlines the notification, response and reporting process that will be undertaken in the event of a pollution event occurring on the premises.

In summary, this legislation requires the following:

- holders of an Environment Protection Licence (EPL) must prepare a PIRMP (section 153A, POEO Act).
- The PIRMP must include the information detailed in the POEO Act (section 153C) and the POEO(G) Regulation (clause 72) and be in the form required by the POEO(G) Regulation (clause 71).
- Licensees must keep the PIRMP at the premises to which the EPL relates (section 153D, POEO Act).
- Licensees must test the PIRMP at least every 12 months and after a pollution incident in accordance with the POEO(G) Regulation (clause 72(l)).
- If a pollution incident occurs during an activity so that material harm to the environment is caused or threatened, within the meaning of Part 5.7 of the POEO Act, licensees must immediately implement the PIRMP (section 153F, POEO Act).

This PIRMP covers the key actions to minimise the risk of occurrence of a pollution incident and manage a pollution incident if one occurs. The PIRMP has been prepared for managing the impact to human health (employees and nearby neighbours) and the environment (onsite and offsite) and details the procedures for notification of pollution incidents resulting in or having the potential to cause material harm to the environment.

The notification of environmental incidents under this PIRMP is only required for those incidents causing or threatening to result in material environmental harm (a material harm incident) as defined in the POEO Act (see Section 1.3).

1.2 Definition of a Pollution Incident

In implementing this PIRMP, the POEO definitions included in **Table 1** are applied in the event of an incident.

Table 1: Definitions that Apply to this PIRMP

Terms	Definition
Pollution	<i>“pollution means – water pollution, or air pollution, or noise pollution, or land pollution”</i>
Pollution Incident	<i>“Pollution incident means an incident or set of circumstances during or as a consequence of which there is or is likely to be a leak, spill or other escape or deposit of a substance, as a result of which pollution has occurred, is occurring or is likely to occur. It includes an incident or set of circumstances in which a substance has been placed or disposed of on premises, but it does not include an incident or set of circumstances involving only the emission of any noise”.</i>
Material Harm	a) harm to the environment is material if: <ul style="list-style-type: none"> ii. <i>it involves actual or potential harm to the health or safety of human beings or to ecosystems that is not trivial, or it results in actual or</i> iii. <i>potential loss or property damage of an amount, or amounts in aggregate, exceeding \$10,000 (or such other amount as is prescribed by the regulations), and</i> b) loss includes the reasonable costs and expenses that would be incurred in taking all reasonable and practicable measures to prevent, mitigate or make good harm to the environment.

2 PREMISES

2.1 Site Details

The site is located at 2 Ducks Lane, Goulburn NSW 2580, within the Goulburn Mulwaree Shire (Council) Local Government Area (LGA). The Goulburn Mulwaree Shire LGA is located approximately 70 km northeast of Canberra city centre and 200 km southwest of the Sydney Central Business District (CBD).

Within Goulburn, the site is located within an industrial area, approximately 3 km kilometres southwest of Goulburn town centre with the closest suburbs to the site are Run O-Waters and Garfield – approximately 1.4 km east and 1.6 km north (respectively).

The site is legally described as Lot 202 DP 832931, is approximately 5.6 ha and is shown in **Figure 1**. A layout of the site and the Stormwater Layout Plan are in shown in **Figure 2** and **Figure 3**. The surrounding landholders or land users which may be impacted by a pollution incident occurring at Tribe Brewery, in addition to the premises itself, includes:

- Employees and customers of adjacent commercial facilities, including:
 - Immediately Adjacent (East): BCF, Beta Electrical, Autobarn, Pets Domain and Original Mattress Factory).
 - Adjacent (South West): Ampol and Bunnings.
 - Opposite (South East): The Big Marino, Shell Express, Trappers Bakery. Mercure Goulburn.
- Roads Users of Hume Street and Ducks Lane.
- Downstream watercourses (unnamed drainage lines and trade waste receiving waters).
- Nearby Localities.

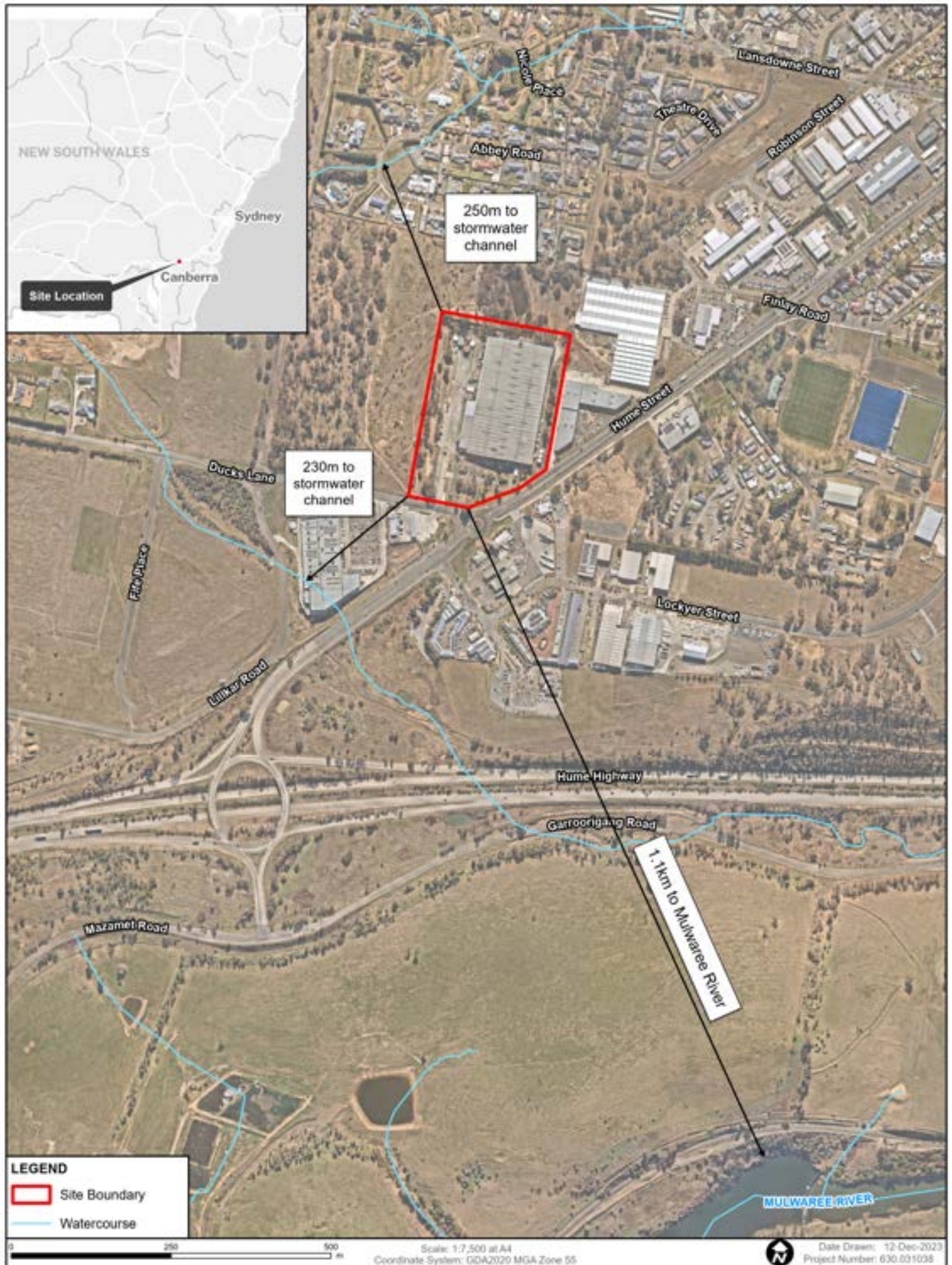


Figure 2: Site Layout, Chemical Storage and Spill Response Location Map

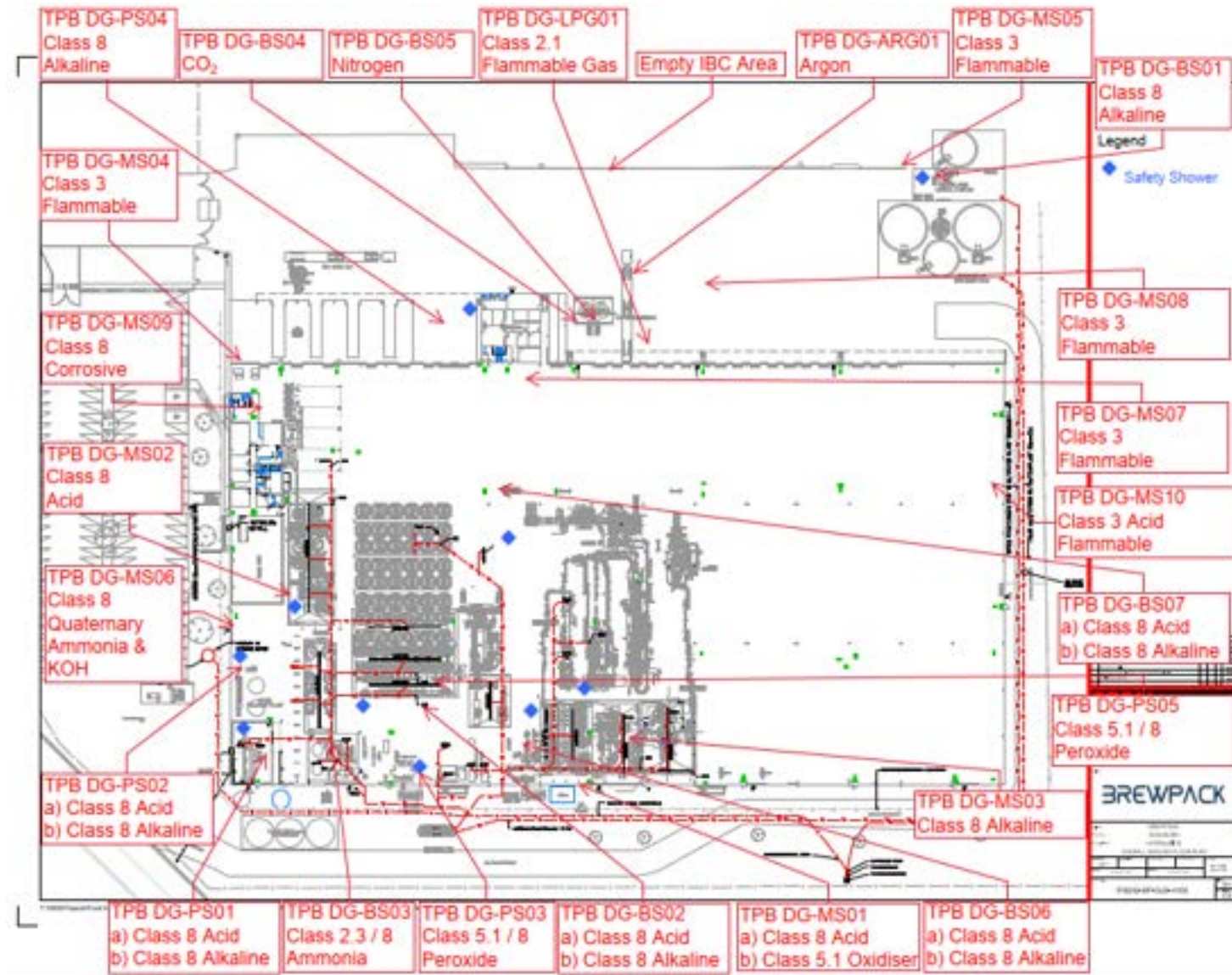
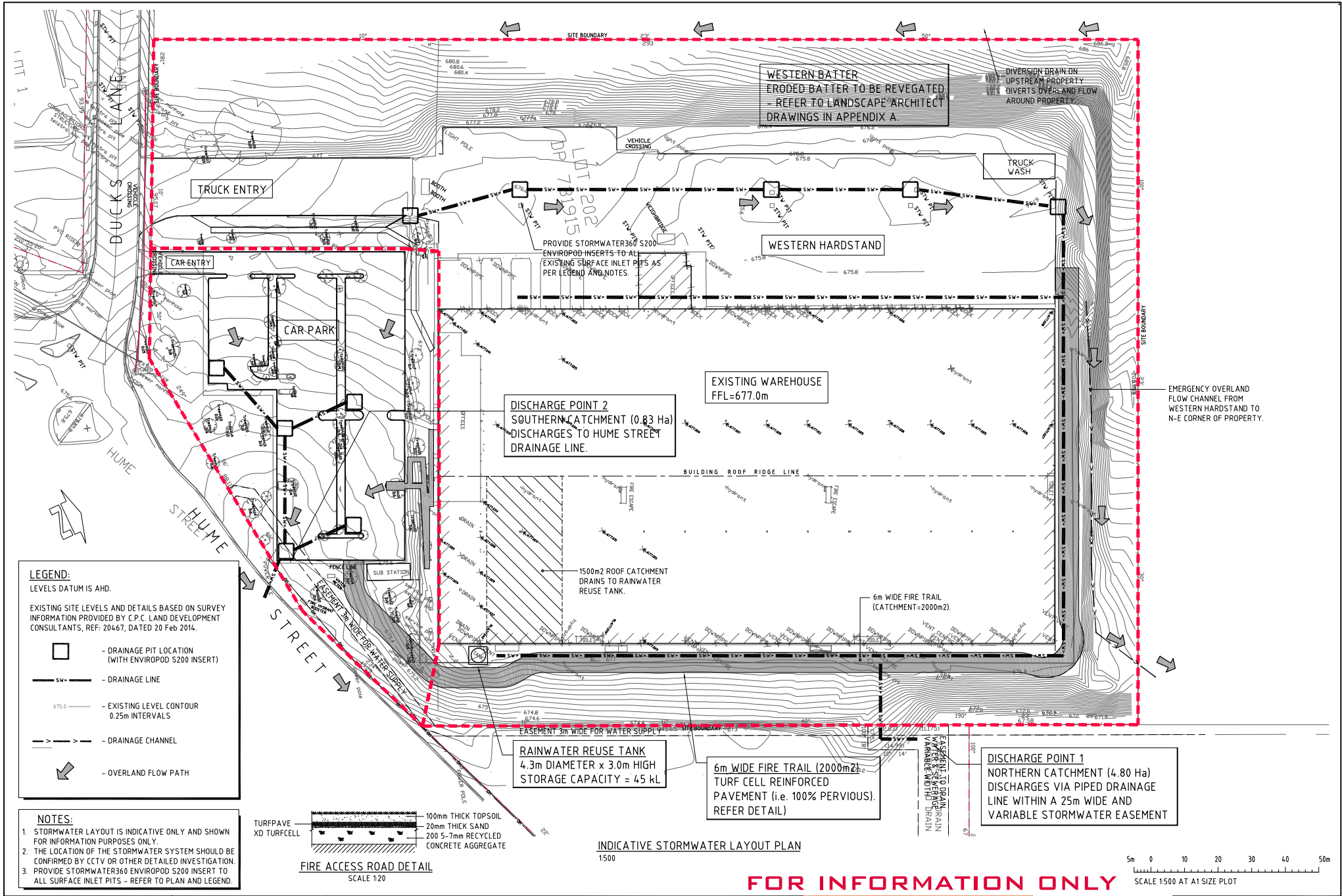


Figure 3: Stormwater Layout Plan



AMENDMENTS	DATE	ISSUE
UPDATE FOR SCA	5.06.14	C
FOR INFORMATION ONLY	17.03.14	B
FOR INFORMATION ONLY	6.03.14	A

ARCHITECT	CLIENT
	GALLAGHER JEFFS LEVEL 1 107 PITT STREET SYDNEY NSW, 2000

PROJECT	DESIGNED	DRAWN	DATE	CHECKED	SIZE	SCALE	CAD REF
BREWPACK BREWERY GOULBURN					A1	AS SHOWN	C012396.00 - SK1

CONSULTANT
Costin Roe Consulting Pty Ltd. Consulting Engineers Level 1, 8 Windmill Street Tahb Bay, Sydney NSW 2000 Tel: (02) 955-7999 Fax: (02) 954-9724 email: mail@costinroe.com.au ©

DRAWING TITLE	DRAWING NO	ISSUE
INDICATIVE STORMWATER LAYOUT PLAN	C012396.00-SK01	C

CostinRoe Consulting

Value in Engineering and Management

ARCHITECT	CLIENT	PROJECT	CONSULTANT	DRAWING TITLE	DRAWING NO	ISSUE
	GALLAGHER JEFFS	BREWPACK BREWERY GOULBURN	Costin Roe Consulting Pty Ltd.	INDICATIVE STORMWATER LAYOUT PLAN	C012396.00-SK01	C



2.2 Major Hazards

The potential major hazards associated with this PIRMP include:

- Spills (chemicals, wastes, product) resulting in water contamination.
- Spills (chemicals, wastes, product) resulting in land contamination.
- Spills as a result of logistic and transport activities.
- Wastewater discharge (outside of containment system).
- Wastewater discharge (failure of containment system).
- Fire.
- Explosion.

The likelihood of major hazards occurring at the Tribe Brewery has been captured by a hazard assessment completed as part of the Environmental Impact Statement (EIS, 2014) and the TBP Environmental Aspects and Impacts Register.

TBP implements a site-specific risk procedure (**TRI-SMS-STD-205.01.01 Hazard Identification and Risk Management**). The procedure provides guidance for the identification, assessment, control and evaluation of hazards and risks.

A summary of likelihood of the hazards occurring and details of conditions or events that could, or would, increase the likelihood of the potential major hazards is detailed **Table 2**. It is noted that the Likelihood of Occurrence is nominated based on residual risk (in consideration of controls).

Table 2: Major Hazard Likelihood

Potential Hazard	Likelihood of Occurrence	Events that could increase likelihood
Spills (chemicals, wastes, product) resulting in water contamination.	Low	Bund / Containment failure, plant and equipment failure, drain locks and drain valve left in unlocked position, Overfilling, Insufficient storage capacity in wastewater management system, Rainfall
Spills (chemicals, wastes, product) resulting in land contamination.	Moderate	Bund failure, plant and equipment failure, drain locks and drain valve left in unlocked position, Overfilling, Insufficient storage capacity in wastewater management system, Rainfall
Spills as a result of logistic and transport activities.	Moderate	Plant and equipment failure, drain locks and drain valve left in unlocked position, Overfilling, Equipment operation
Wastewater discharge (outside of containment system)	Moderate	Rainfall, Bund / Containment failure, plant and equipment failure
Wastewater discharge (failure of containment WW containment vessels)	High	Bund / Containment failure, plant and equipment failure, drain locks and drain valve left in unlocked position, Overfilling, Insufficient storage capacity in wastewater management system, Rainfall
Fire	Low	Dry weather, mixing of chemicals, smoking outside of designated areas, ignition of dust
Explosion	Low	Weather conditions, operator error, damages to facilities



2.3 Pre-Emptive Action

Pre-emptive action to be taken to minimise or prevent a risk of harm to human health or the environment arising from Tribe Brewery operations is listed in **Table 3**.

Table 3: Pre-Emptive Actions

Names	Pre-emptive Actions / Controls
General	<ul style="list-style-type: none"> • a clearly defined, detailed and appropriate safety management system will be implemented on site prior to operation to ensure all activities are undertaken in the safest manner possible. This also includes an appropriate permit to work system, training/competency requirements and operator licensing. • Regular site inspections are undertaken. • Site cleaning / maintenance program conducted to ensure cleanliness and order is maintained. • Storage practices are undertaken appropriate to the types and volumes of product used and stored. • Training and Awareness of hazards and safety is provided to employees.
Spills	<ul style="list-style-type: none"> • Collection of wastewaters from brewing and cleaning processes is controlled to provide consistent flow to Wastewater Treatment Plant (WWTP). • Water is treated onsite and discharged at specified rate. • Water quality and discharge rates are reported to council. • Wastewater collection is engineered to exceed operational requirements to account for unforeseen events. • Bunding of operational areas. • Drainsafe Valve inserts are retrofitted to all existing surface inlet pits
Wastewater discharge (outside of containment system)	<ul style="list-style-type: none"> • Collection of wastewaters from brewing and cleaning processes is controlled to provide consistent flow to Wastewater Treatment Plant (WWTP). • Water is treated onsite and discharged at specified rate. • Water quality and discharge rates are reported to council. • Wastewater collection is engineered to exceed operational requirements to account for unforeseen events.
Wastewater discharge (failure of containment system)	<ul style="list-style-type: none"> • Collection of wastewaters from brewing and cleaning processes is controlled to provide consistent flow to Wastewater Treatment Plant (WWTP). • Water is treated onsite and discharged at specified rate. • Water quality and discharge rates are reported to council. • Wastewater collection is engineered to exceed operational requirements to account for unforeseen events. • Bunding of operational areas. • Drainsafe Valve inserts are retrofitted to all existing surface inlet pits • Drain locks in place. • Drain discharge valve operated effectively.



Names	Pre-emptive Actions / Controls
Fire	<ul style="list-style-type: none"> • All plant and equipment are installed and operated in accordance with appropriate Australian Standards, codes and guidelines. • Dangerous goods are stored in accordance with the Australian Dangerous Goods (ADG) Code, relevant standards and guidelines even if not a licensable quantity. • All equipment and systems are designed to be inherently safe. • All potential ignition sources will be eliminated from areas containing natural gas. • Signage will be placed in suitable locations to indicate the presence of natural gas. • Local exhaust and general room ventilation may both be essential in work areas to prevent accumulation of explosive mixtures. • Natural gas will be segregated from incompatible materials such as strong oxidizing agents. • Handling equipment and tools will be grounded to prevent sparking. • Suitable emergency response procedures and equipment will be available for the case of natural gas leak and potential fires/ explosions.
Explosion	<ul style="list-style-type: none"> • All electrical equipment within the area of the plant containing malted barley is zoned according to appropriate Australian Standards. • All plant and equipment are installed and operated in accordance with appropriate Australian Standards, codes and guidelines. • Dangerous goods are stored in accordance with the Australian Dangerous Goods (ADG) Code, relevant standards and guidelines even if not a licensable quantity. • All equipment and systems are designed to be inherently safe. • These areas will be appropriately maintained to minimise risk

2.4 Hazardous Substances and Pollutants

A detailed inventory of all of the hazardous substances and pollutants received, stored and/or created at Tribe Brewery can be found in **Appendix C**. A summary of hazardous goods and substances found on site are as follows:

- Fuels and Hydrocarbons
- Chemicals
- Gases
- Wastewater
- Sewage / Effluent
- Brewing wastes / biproducts

Tribe Brewery maintains an inventory of hazardous substances, with Safety Data Sheets (SDS) made available to employees. This inventory is updated on a regular basis. The location of hazardous substances is shown in **Figure 2**.

2.5 Safety Equipment



Brewery has the following safety equipment available for use to minimise health and safety risks during operations and in response to incidents:

- Appropriate personal protective equipment (PPE)
- Other personal protective equipment required for the handling of hazardous chemicals.
- Respirators
- First Aid Kit
- Spill Kits
- Fire Extinguishers
- Alarm Systems
- Gauges on tanks
- Alarms for when there are issues with processes.
- Eye-wash stations and showers
- Up to date Safety data sheets for all chemicals or fuels on the premises.
- Spill containment equipment
- Stormwater drain guards.
- Bunding around tanks to contain potential spills.
- Emergency back-up generators

Management, maintenance and inspection of the above-mentioned safety equipment forms part of the site Safety Management System.

2.6 Emergency Plan

An Emergency Plan (Tribe, 2023) has been prepared by Tribe and is communicated and made available to all personnel entering the premises.

This Emergency Plan is based on recognised emergency management and risk management principles that comply with the Work Health and Safety Act and Regulations 2011 and Australian Standard AS3745 -2010 Planning for Emergencies in Facilities, AS2444 – 2001 Portable fire extinguishers and fire blankets—Selection and location and AS2441 – 2005 Installation of fire hose reels. The Plan also references the Fire Engineering Report - Goulburn Brewery - 19 October 2020.

This PIRMP forms part of an integrated response in the event of an emergency at Tribe Brewery. The PIRMP and Emergency Plan and will be initiated concurrently in response to fire, explosions, medical emergencies, rescue, incidents with hazardous chemicals, bomb threats, armed confrontations, and natural disasters.

All activations of the PIRMP including annual testing of the PIRMP will be recorded on the PIRMP Test Register. The document is to be updated as required and after annual PIRMP tests.



3 MANAGEMENT AND RESPONSIBILITIES

3.1 Duty to Notify

Employees and contractors working at Tribe Brewery are responsible for alerting management personnel to all environmental incidents or hazards, regardless of the nature or scale of the observed incident or event. TBP adopts the responsibilities as defined in Section 148 of the POEO Act. Incident notifications are categorised as:

- Duty of employee or any person undertaking an activity:

Any person engaged as an employee or undertaking an activity (at the Tribe Brewery) must, immediately after becoming aware of any incident, notify their relevant manager of the incident and all relevant information about it.

Employees will provide the following information:

- exact location of incident.
 - date, time and nature of incident.
 - extent of incident.
 - actions taken.
 - whether emergency services are required or have been contacted.
- Duty of the employer or occupier of a premises to notify:
An employer or occupier of the premises on which the incident occurs, who is notified (or otherwise becomes aware of) a pollution incident, must undertake notification to the appropriate regulatory authority of any “material harm incidents”, including relevant information.

3.2 PIRMP Management

If an actual or potential incident occurs, employees, contractors or visitors will immediately notify one or more of the Tribe Brewery Management personnel listed in **Table 4**

Table 4 Personnel Responsible for Activating the PIRMP

Role	Person	Phone
CEO	Heath Baker	0459 656 328
Head of Supply Chain	Craig Crosby	0439 680 299
Engineering Manager	James Norris	0418 257 718
Head of People and Culture	Robert Hazell	0411 814 801
WHS Manager	Robert Gray	0408 967 135
Asset Care Manager	Piers Watson	0417 600 135
Environmental Lead	Camila Braga	0415 665 498

The personnel listed above are available 24 hours per day and are responsible for:

- Immediately activating the PIRMP.
- Notifying relevant authorities.
- Managing the response to a pollution event.



If an actual or potential incident that threaten or causes material harm occurs, Tribe Brewery Management will immediately initiate the PIRMP (refer to **Section 4** for Incident Notification and Response actions).

3.3 PIRMP Responsibilities

Responsibilities that apply to the PIRMP are listed in **Table 5**.

Table 5: *Personnel Responsible for Pollution Incident Management*

Role	Responsibilities
Tribe Senior Leadership Team	<ul style="list-style-type: none"> • Overall responsibility for environmental management and compliance with EPL Conditions and relevant legislation. • Oversee the implementation of this PIRMP and ensure adequate resources to enable implementation.
Site Leadership Team	<ul style="list-style-type: none"> • Assess incidents against duty to notify definitions and requirements. • Implement PIRMP responsibilities and activate PIRMP • Notify relevant authorities under the POEO Act (Section 148) • Managing the response to a pollution incident
Environmental Lead	<ul style="list-style-type: none"> • Collaborate with the Site Leadership Team to implement corrective actions. • Record, notify, investigate, and respond to any environmental incidents and, where necessary, develop and implement corrective actions. • Be the primary daily contact to the public handling of enquiries / complaints management / interface issues. • Direct reasonable steps to be taken to avoid or minimise any unintended or adverse environmental impacts, and direct that the relevant actions cease immediately should an adverse impact on the environment be likely to occur. • Provide adequate environmental inductions/training to employees and contractors regarding their requirements under this plan. • Responsible for coordinating communications with affected community members.
All employees and contractors	<ul style="list-style-type: none"> • Ensure familiarity, implementation, and compliance with this plan. • Support commitments to site environmental management and compliance. • Work in a manner that will not harm the environment or others. • Report all environmental incidents, complaints, or inappropriate practices to the Site Leadership Team immediately.



4 INCIDENT MANAGEMENT

A list of specific incident response procedures is included within **Section 3.5** of the OEMP.

4.1 Immediate Notification of a Pollution Incidents

If an actual or potential incident that threaten or causes material harm occurs, Tribe Brewery Management will immediately initiate the PIRMP.

If there is an immediate threat to life or property

- An emergency situation will be declared.
- Fire and Rescue (000) will be contacted first and.
- Site emergency plan and evacuation plan will be enacted.

Table 7 lists the contact details for the regulatory authorities that will be notified in the event of a pollution incident at the site. Tribe Management will provide the following information to agencies:

- a. exact location of incident
- b. date, time and nature of incident.
- c. extent of incident.
- d. actions taken.
- e. what emergency services are required or have been contacted.

Table 6: Relevant Regulatory Authorities Contact Details

Appropriate Regulatory Authority	Key Contact	Contact Details
Environment Protection Authority	Environmental Line	Ph:- 131 555 <i>This will result in the incident being recorded and the appropriate person being contacted.</i>
NSW Health (Southern NSW Local Health District)	Area Health Service Goulburn Base Hospital	Ph: 1300 066 055 Ph: (02) 4825 4000
SafeWork NSW	Incident Notification Hotline (Response Management Team)	Ph: 131 050
Local Authority (Council)	Goulburn Mulwaree Council	Ph: 02 4823 4444 <i>After office hours, 02 4823 4500</i>
Water NSW		1300 662 077
Emergency Services (Fire and Rescue NSW. NSW Ambulance and NSW Police)		Emergency - Ph: 000



4.2 Actions During a Pollution Incidents

During a pollution incident TBP will respond to any environmental incident promptly to prevent or reduce any adverse environmental impact. Actions taken during Pollution Events will be completed in accordance with the Site Emergency Plan and generally involve:

- Where possible and safe to do so, immediate action should be taken to prevent, stop, contain and/or minimise the environmental impact of the incident.
- Assess need for additional (response) controls and remedial works.
- Ongoing consultation with agencies or stakeholders.

4.3 Minimising Harm to Persons on the Premises

All staff and contractors are inducted and trained prior to completing any work on site. The site induction describes procedures for minimising the chance of a pollution incident occurring, notification processes, managing a pollution incident and actions following a pollution incident. Records of staff training are kept onsite.

Minimising the impact to persons at the site during a pollution incident must be the highest priority. In the event of a pollution incident requires the evacuation of the site, actions will be completed in accordance with the Emergency Plan and Site Evacuation Procedure. See **Appendix D** for the Emergency and Site Evacuation maps. In the event of an evacuation:

- The Site Management is to contact emergency services if required.
- The Site Management (or nominee in their absence) is the only person to coordinate with the emergency services.
- Employees are to promptly stop work and move to the nearest emergency assembly area and remain there until instructed to leave.
- The Site Management is to perform a roll call.
- Once the Site Management gives the all-clear employees can return to work.

All staff are informed of the location of Emergency Assembly Areas through site inductions, signage, and on-going training. As part of the preparation of the PIRMP, the key aspects of the PIRMP will be provided to staff and contractors. The PIRMP will be tested every twelve months as detailed in **Section 5**.

4.4 Communication with Neighbours and the Local Community

In the event of a pollution incident, Tribe have established the following processes for contacting the local community:

- Site Management will consult with the regulatory authorities to determine if the community is to be notified of the pollution incident and will discuss the most appropriate communication strategy with the regulatory authorities (for example, media release or direct contact with those potentially impacted).
- When determining the appropriate response and notification process for a particular pollution incident, all aspects of the pollution event will be taken into consideration, e.g., the type and extent of pollution. Notification strategies may include door knocking, letter drop, phone calls, SMS, or email where contact details are available, notifications on social and mass media as appropriate to the circumstances.



- Properties outlined in **Figure 4** have been identified nearby that may be impacted should an environmental incident occur. Upon identification, during and following a pollution incident, the following actions must be taken.
- Notification of neighbouring & nearby properties (shown in **Figure 4**) shall be undertaken at the determination of the Site Management. Determination will be risk based on consideration of materiality of the event, incident type and prevailing conditions.

The following notification methodology is proposed to be utilised as required:

- Immediate contact during an incident for neighbours at risk of downstream / flow-on impacts.
- Early warnings: same day telephone notification to landholders who may be affected by the incident over the subsequent 24-hour period.
- Updates: follow up phone calls to all landholders who may have been notified by the initial early warning.
- Updates are to be provided to the broader local community in affected areas via information sheets or newsletters, Tribe Breweries website, media statements or any other strategy as deemed necessary. Information provided to the community will be relevant to the incident and may include the following details:
 - Type of incident that has occurred
 - Type of pollutant
 - Prevailing winds
 - Magnitude of the emission
 - The likelihood of the pollutant reaching ground level
 - Potential impacts on any sensitive receptors, the local landholders and the community
 - Site contact details
 - Advice or recommendations based on the incident type and scale.

4.5 Actions Following a Pollution Incident

In the event of a pollution incident, a detailed incident investigation will be completed by a Tribe employee and a report will be sent to Head of People and Culture (Robert Hazell).

A detailed incident report will be sent to the EPA and relevant agencies, which outlines the following:


- date, time and nature of the pollution incident
- identifying the cause (or likely cause) of the pollution incident
- describing what action has been taken to date
- describing proposed measures to address the pollution incident

Tribe Management will also participate in any external investigation processes if required.

Within a month following a pollution incident, the PIRMP will be reviewed and tested. Tribe will continue to liaise with the relevant authorities to reduce the likelihood of incident recurrence.

All staff and contractors will receive the necessary refresher training and the key outcomes of the incident investigation will be reported to staff and contractors.


LEGEND

 **NOTIFY FIRST** - Downgradient service stations with underground flammable liquid storage

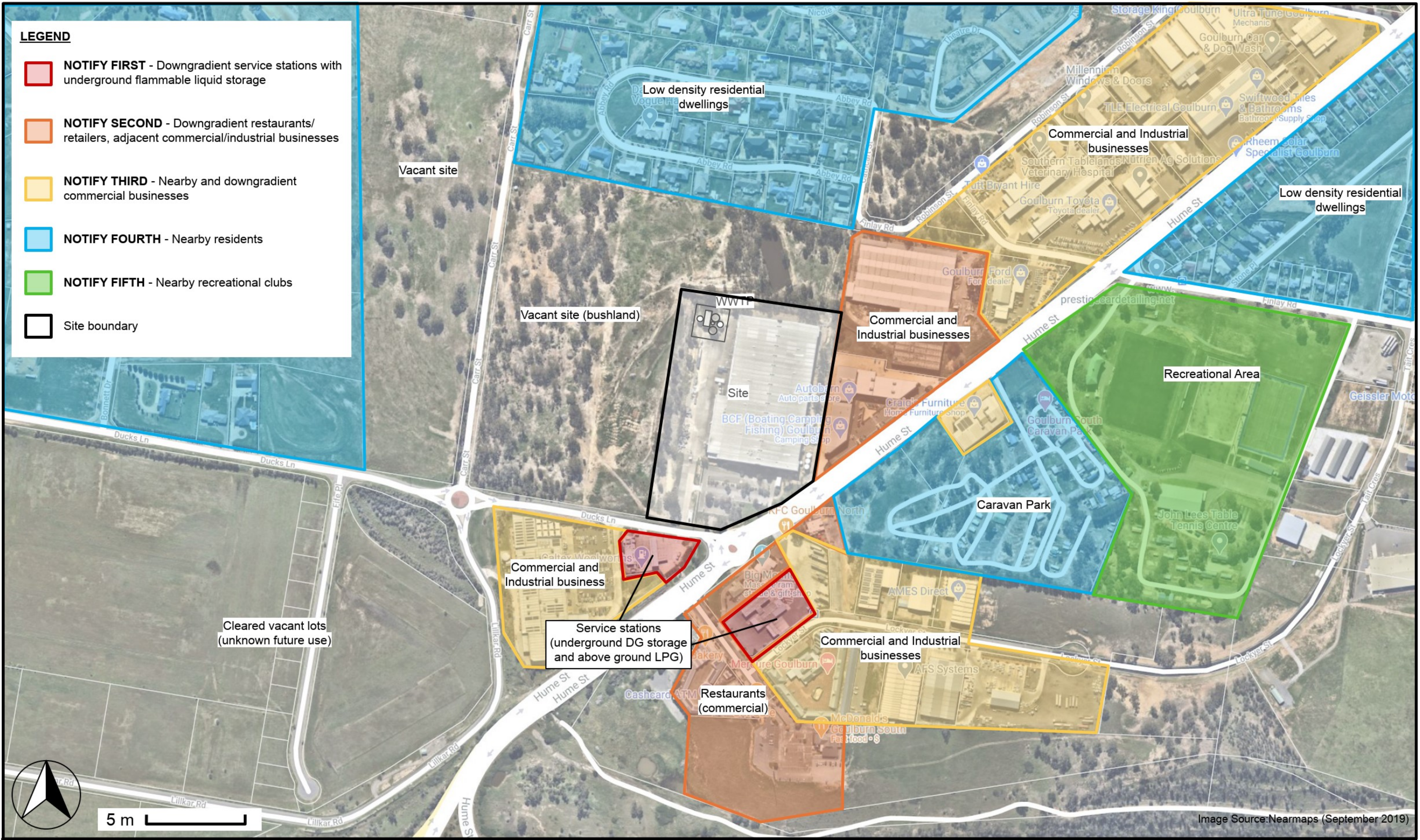
 **NOTIFY SECOND** - Downgradient restaurants/retailers, adjacent commercial/industrial businesses

 **NOTIFY THIRD** - Nearby and downgradient commercial businesses

 **NOTIFY FOURTH** - Nearby residents

 **NOTIFY FIFTH** - Nearby recreational clubs

 **Site boundary**



Low density residential dwellings

Commercial and Industrial businesses

Low density residential dwellings

Vacant site

Vacant site (bushland)

Commercial and Industrial businesses

Recreational Area

Site

Caravan Park

Commercial and Industrial business

Service stations (underground DG storage and above ground LPG)

Commercial and Industrial businesses

Cleared vacant lots (unknown future use)

Restaurants (commercial)



5 INCIDENT MANAGEMENT

5.1 Training

Staff and Employees will be trained on the contents, process and requirements of the PIRMP. The objective of this training is to inform all TPB employees of the PIRMP and ensure all staff and contractors are aware of the key steps required to respond to and manage a pollution incident. As a minimum, the following will be undertaken:

- Staff and Employees will be informed of the PIRMP, its role and its function within site inductions.
- Specific training will be provided to key personnel, detailing methods of incident notification and response as well as responsibilities under the PIRMP.

Training will be delivered through one or more of ways (inductions, toolbox talks, formal site training, exercises).

Refresher training will be provided within 30 days of the following:

- Pollution Incident.
- PIRMP Tests.
- PIRMP Updates / Revisions.

5.2 Testing

PIRMP testing will be coordinated by Site Leadership and the Environmental Lead and undertaken to ensure that the information included in the PIRMP is accurate and up to date, and that the PIRMP is capable of being implemented in a workable and effective manner.

Routine testing of the plan will be conducted annually or within 30 days of any pollution incident occurring, and can be completed through the following methods:

- Incident response.
- Simulated environmental emergency.
- Desktop simulations.

Records documenting the date on which the Plan was tested and the name of the staff members who carried out the testing will be maintained. The test register is located on Page 4.

5.3 Review

PIRMP reviews will be undertaken regularly to ensure the PIRMP is current and fit for purpose. Reviews will be coordinated by Site Leadership and the Environmental Lead with the following objectives:

- Identify and consider changes to site (infrastructure, processes, practices).
- Identify and consider changes to the strategic and statutory context (DPE Guidance).
- Identify and consider changes to ownership / development status of neighbouring properties.
- Identify and consider opportunities for improvement in the Plan.

PIRMP Reviews will be undertaken on event and time-based triggers.



Event Based

Events which may trigger a review of this Plan, or its associated documents include:

- Activating the PIRMP (within 30 days).
- Completing PIRMP Testing (within 30 days).
- Change of operations including significant increase of production capacity, significant new plant and equipment is installed or upgraded and when the layout of the site is changed (e.g., relocation of a chemical storage area), requiring a new risk assessment (prior to operation of the change).
- Modification/Improvement to site processes (prior to operation of the change).

Time Based

As a minimum, the PIRMP will be reviewed every 12 months and recorded in the testing of the PIRMP table as well as the PIRMP register, located in **Appendix B**.

PIRMP Revisions

Where PIRMP Reviews identify elements that require the PIRMP to be updated, revisions will be undertaken within 30 days of completing the review. The version number and date of the PIRMP is to be updated within the revision record, and documented within the PIRMP register, located in **Appendix B**.

Availability of the PIRMP

A copy of this PIRMP will be kept in written form at Tribe Brewery and will be made readily available to all personnel responsible for implementing the PIRMP and to any authorised officer (as defined in the POEO Act), upon request.

The PIRMP will be made available to the public via <https://www.tribebreweries.com>, within 14 days of endorsement by the Tribe Senior Leadership Team.



6 REFERENCES

Environment Protection Authority (2022) Guideline: Pollution Incident Response Management Plans.
Protection of the Environment Operations Act 1997 No 156 Current Version 24 February 2023
Protection of the Environment Operations (General) Regulation 2022-449 17 February 2023
Tribe Brewery Evacuation Diagram (2019)
Tribe Inventory of Pollutants (2023)



APPENDIX A – POEO ACT AND REGULATIONS REQUIREMENTS



Section	Requirement	Section in PIRMP
Protection of the Environment Operations Act 1997 (POEO Act)		
153C (a)	The procedures to be followed by the holder of the relevant EPL in notifying a pollution incident to: (i) The owners or occupiers of premises in the vicinity of the premises to which the EPL relates; (ii) The local authority for the area in which the premises to which the EPL relates; and (iii) Any persons or authorities required to be notified by Part 5.7 (of the POEO Act).	Sections 3 and 4
153C (b)	A detailed description of the action to be taken immediately after a pollution incident, by the holder of the relevant EPL to reduce or control any pollution.	Section 4
153C (c)	The procedures to be followed for coordinating, with the authorities or persons that have been notified, any action taken in combating the pollution caused by the incident and, in particular, the persons through whom all communications are to be made.	Section 4
153C (d)	Any other matter required by the POEO regulations.	See Below
Protection of the Environment Operations (General) Regulation 2022 (POEO(G) Regulation).		
72(a)	<i>A description of the hazards to human health or the environment associated with the activity to which the licence relates (the relevant activity),</i>	Section 2.2
72(b)	<i>The likelihood of any such hazards occurring, including details of any conditions or events that could, or would, increase that likelihood,</i>	Section 2.2
72(c)	<i>Details of the pre-emptive action to be taken to minimise or prevent any risk of harm to human health or the environment arising out of the relevant activity,</i>	Section 2.3
72(d)	<i>An inventory of potential pollutants on the premises or used in carrying out the relevant activity,</i>	Section 2.4 Appendix C
72(e)	<i>The maximum quantity of any pollutant that is likely to be stored or held at particular locations (including underground tanks) at or on the premises to which the licence relates,</i>	Section 4 OEMP
72(f)	<i>A description of the safety equipment or other devices that are used to minimise the risks to human health or the environment and to contain or control a pollution incident,</i>	Section 2.5
72(g)	<i>The names, positions and 24-hour contact details of those key individuals who: (i) are responsible for activating the PIRM plan, and (ii) are authorised to notify relevant authorities under section 148 of the Act, and (iii) are responsible for managing the response to a pollution incident,</i>	Section 2
72(h)	<i>The contact details of each relevant authority referred to in section 148 of the Act,</i>	Section 4
72(i)	<i>Details of the mechanisms for providing early warnings and regular updates to the owners and occupiers of premises in the vicinity of the premises to which the licence relates or where the scheduled activity is carried on,</i>	Sections 4.4
72(j)	<i>The arrangements for minimising the risk of harm to any persons who are on the premises or who are present where the scheduled activity is being carried on,</i>	Section 4.3



Section	Requirement	Section in PIRMP
72(k)	<i>A detailed map (or set of maps) showing the location of the premises to which the licence relates, the surrounding area that is likely to be affected by a pollution incident, the location of potential pollutants on the premises and the location of any stormwater drains on the premises,</i>	Figures 1, 2, 3 and 4
72(l)	<i>A detailed description of how any identified risk of harm to human health will be reduced, including (as a minimum) by early warnings, updates, and the action to be taken during or immediately after a pollution incident to reduce that risk,</i>	Section 4
72(m)	<i>The nature and objectives of any staff training program in relation to the plan,</i>	Section 5.1
72(n)	<i>The dates on which the plan has been tested and the name of the person who carried out the test,</i>	Section 5.2 and Page 4
72(o)	<i>The dates on which the plan is updated,</i>	Document Control Page 4
72(p)	<i>The way in which the plan must be tested and maintained.</i>	Section 5.2
74(1)	A PIRM plan must be made readily available (a) to an authorised officer on request, and (b) to a person who is responsible for implementing the PIRM plan at the premises— (i) to which the relevant licence relates, or (ii) where the activity takes place.	Section 5
74(2)	A PIRM plan must be made publicly available in the following way within 14 days after it is prepared— (a) in a prominent position on a publicly accessible website of the person who is required to prepare the PIRM plan, (b) if the person does not have a website—by providing a copy of the PIRM plan, without charge, to a person who makes a written request for a copy.	Section 5
75(1)	A PIRM plan must be tested— (a) routinely at least once every 12 months, and (b) if a pollution incident occurred during an activity to which an environment protection licence relates, which caused or threatened material harm to the environment, within the meaning of the Act, section 147—within 1 month of the incident occurring.	Section 5.2
75(2)	The test must be carried out in a way to ensure the following— (a) the information included in the PIRM plan is accurate and up to date, (b) the PIRM plan is capable of being implemented in a workable and effective way	Section 5.2



APPENDIX B – PIRMP TEST AND REVIEW REGISTER



APPENDIX C – HAZARDOUS CHEMICAL MANIFEST

Hazardous Chemicals Manifest

TRI-SMS-FOR 221.04.03



Workplace information




Business name	TRIBE BREWERIES
Trading name (if different)	TRIBE PARTNER BREWING PTY LTD
Address of the workplace	2 Ducks Lane, Goulburn, NSW, 2580
Date this manifest was prepared	13 th October 2023

EMERGENCY CONTACTS

Name	Position	Contact Details
Craig Crosby	Head of Supply Chain	0439 680 299 craig.crosby@tribebreweries.com.au
James Norris	Engineering Manager	0418 257 718 james.norris@tribebreweries.com.au
Robert Hazell	Head of People & Culture	0411 814 801 robert.hazell@tribebreweries.com.au
Heath Baker	CEO	0459 656 328 heath.baker@tribebreweries.com.au

HAZARDOUS CHEMICALS STORED IN TANK

This does not include hazardous chemicals stored in intermediate bulk containers (IBCs).



Pictogram	Area	Hazardous chemicals					Tanks			
		Shipping Name	UN No.	Class	GHS Hazard Classification	Packing Group	Type	Capacity	Diameter	Quantity
	TPB-BS-03	Anhydrous Ammonia	UN 1005	2.3	*Flammable gases - Category 2 Gases under pressure *Acute toxicity (inhalation) – Category 3 *Skin corrosion – Category 1B *Serious eye damage – Category 1 *Aquatic hazard (acute) – Category 1 *Aquatic hazard (long term) – Category 2		a/g	400Kg		400Kg
	TPB-BS-04	Liquid Carbon Dioxide	UN 2187	2.2	Gases under pressure (liquefied)		a/g	30T		30T
	TPB-BS-05	Liquid Nitrogen	UN 1977	2.2	Gases under pressure (liquefied)		a/g	50T		50T

Notes: The diameter of the tank is required for a fixed vertical tank used to store fire risk hazardous chemicals.
Type refers to underground (u/g) or above ground (a/g).



BULK STORES

This includes stores of IBCs.



Bulk Store 1

Pictogram	Store Name	Hazardous chemicals							Storage Area				
		UN No.	Shipping Name	Product Name	GHS Hazard Classification	Classes	Packaging Group	Packaging Size	Maximum Quantity	Total Class 2.3	Total Class 3	Total Class 5.1	Total Class 8
	TPB-BS-01a	UN 2672	Ammonia Solution	WWN+1001	*Skin corrosion- Category 1C *Organ Toxicity (single exposure) Category 3 Respiratory tract *Acute hazard to the aquatic environment – Category 1.	8	III	1000L	1 x 1000L				1000L
	TPB-BS-01a			WWP+1001	-	Not DG							
	TPB-BS-01a	UN 1824	Sodium Hydroxide Solution	WWCA30	*Corrosive to Metals- Category 1 *Skin corrosion- Category 1A *Serious eye damage- Category 1	8	III	1000L	2 x 1000L				2000L



Bulk Store 2

Pictogram	Store Name	Hazardous chemicals							Storage Area				
		UN No.	Shipping Name	Product Name	GHS Hazard Classification	Classes	Packaging Group	Packaging Size	Maximum Quantity	Total Class 2.3	Total Class 3	Total Class 5.1	Total Class 8
	TPB-BS-02a	UN 1824	Sodium Hydroxide Solution	Alkaline NA40	*Corrosive to Metals- Category 1 *Skin corrosion- Category 1A *Serious eye damage- Category 1	8	II	1000L	2 x 1000L				2000L
	TPB-BS-02b	UN 1760	Nitric Acid, Sulfamic Acid	Nitroline NP	*Corrosive to Metals- Category 1 *Skin corrosion- Category 1A *Serious eye damage- Category 1	8	II	1000L	1 x 1000L				1000L



Bulk Store 6

Pictogram	Store Name	Hazardous chemicals							Storage Area				
		UN No.	Shipping Name	Product Name	GHS Hazard Classification	Classes	Packaging Group	Packaging Size	Maximum Quantity	Total Class 2.3	Total Class 3	Total Class 5.1	Total Class 8
	TPB-BS-06a	UN 1824	Sodium Hydroxide Solution	Alkaline NA40	*Corrosive to Metals- Category 1 *Skin corrosion- Category 1A *Serious eye damage- Category 1	8	II	1000L					1000L
	TPB-BS-06b	UN 1760	Nitric Acid, Sulfamic Acid	Nitroline-NP	*Corrosive to Metals- Category 1 *Skin corrosion- Category 1A *Serious eye damage- Category 1	8	II	1000L					1000L

Bulk Store 7

Pictogram	Store Name	Hazardous chemicals							Storage Area				
		UN No.	Shipping Name	Product Name	GHS Hazard Classification	Classes	Packaging Group	Packaging Size	Maximum Quantity	Total Class 2.3	Total Class 3	Total Class 5.1	Total Class 8
	TPB-BS-07a	UN 1824	Sodium Hydroxide Solution	Alkaline NA40	*Corrosive to Metals- Category 1 *Skin corrosion- Category 1A *Serious eye damage- Category 1	8	II	1000L					1000L
	TPB-BS-07b	UN 1760	Nitric Acid, Sulfamic Acid	Nitroline-NP	*Corrosive to Metals- Category 1 *Skin corrosion- Category 1A *Serious eye damage- Category 1	8	II	1000L					1000L



Bulk Store 7

Pictogram	Store Name	Hazardous chemicals							Storage Area				
		UN No.	Shipping Name	Product Name	GHS Hazard Classification	Classes	Packaging Group	Packaging Size	Maximum Quantity	Total Class 2.3	Total Class 3	Total Class 5.1	Total Class 8
	TPB-LPG-01	UN 1075	Liquid Petroleum Gas	LPG GAS CYLINDER S	Flammable gases	2.1							
	TPB-ARG-01	UN 1006	Argon Compressed	ARGON GAS CYLINDER S	Gases under pressure-	2.2							

PACKAGE STORES

This includes stores of IBCs.




Package Store 1

Pictogram	Store Name	Hazardous chemicals							Storage Area				
		UN No.	Shipping Name	Product Name	GHS Hazard Classification	Classes	Packaging Group	Packaging Size	Maximum Quantity	Total Class 2.3	Total Class 3	Total Class 5.1	Total Class 8
	TPB-PS-01a	UN 3265	Corrosive Liquid, Acidic, Organic, N.O.S	CWB1001	*Skin corrosion- Category 1A *Serious eye damage- Category 1 *Sensation- Skin- Category 1	8	II	15L	8 x 15L				120L
	TPB-PS-01a	UN 3266	Corrosive Liquid, Basic, Inorganic, N.O.S	CWB2001	*Corrosive to Metals- Category 1 *Skin Corrosion- Category 1A *Serious Eye Damage- Category 1 *Acute hazard to the aquatic environment- Category 2. *Chronic hazard to the aquatic environment- Category 2	8	II	15L	8 x 15L				120L





Hazardous Chemical Manifest

Safety Management System



Pictogram	Store Name	Hazardous chemicals							Storage Area				
		UN No.	Shipping Name	Product Name	GHS Hazard Classification	Class	Packaging Group	Packaging Size	Maximum Quantity	Total Class 2.3	Total Class 3	Total Class 5.1	Total Class 8
	TPB-PS-01a	UN 1824	Sodium Hydroxide Solution	BWALK50	*Corrosive to Metals- Category 1 *Skin Corrosion- Category 1A *Serious Eye Damage- Category 1	8	II	15L	8 x 15L				120L
	TPB-PS-01a			BWSC1001	-	Not DG			4 x 15L				
	TPB-PS-01a	UN 3266	Corrosive Liquid, Basic, Inorganic, N.O.S (Sodium Hydroxide)	BWMF1002	*Corrosive to Metals- Category 1 *Skin Corrosion- Category 1C *Serious Eye Damage- Category 1	8	III	15L	8 x 15L				120L
	TPB-PS-01b	UN 3264	Corrosive Liquid, acidic, inorganic, N.O.S	CWCI1001 RT	*Corrosive to Metals- Category 1 *Skin corrosion- Category 1A *Serious eye damage- Category 1	8	III	15L	16 x 15L				240L


Package Store 2

Pictogram	Store Name	Hazardous chemicals							Storage Area				
		UN No.	Shipping Name	Product Name	GHS Hazard Classification	Classes	Packaging Group	Packaging Size	Maximum Quantity	Total Class 2.3	Total Class 3	Total Class 5.1	Total Class 8
	TPB-PS-02a	UN 1759	Sodium Metabisulphite	Sodium Metabisulphite, ROSMBS	*Skin corrosion – Category 1A *Serious eye damage – Category 1	8	III	205L	8 x 205L				1640L
	TPB-PS-02a	UN 3412	Formic Acid	ROAC1001	*Skin Corrosion- Category 1A *Serious eye damage- Category 1	8	II	15L	8 x 15L				120L
	TPB-PS-02b	UN 1824	Sodium Hydroxide Solution	ROSC1001	*Corrosive to Metals- Category 1 *Skin corrosion- Category 1A *Serious eye damage- Category 1	8	II	15L	8 x 15L				120L
	TPB-PS-02b	UN 3267	Corrosive Liquid, Basic, Organic, N.O.S	ROCC1001	*Corrosive to metals- Category 1 *Serious eye damage- Category 2A	8	III	15L	8 x 15L				120L

Hazardous Chemical Manifest

Safety Management System



Pictogram	Store Name	Hazardous chemicals							Storage Area				
		UN No.	Shipping Name	Product Name	GHS Hazard Classification	Class	Packaging Group	Packaging Size	Maximum Quantity	Total Class 2.3	Total Class 3	Total Class 5.1	Total Class 8
	TPB-PS-02b	UN 3265	Corrosive Liquid, Acidic, Organic, N.O.S	ROB1001	*Acute toxicity- Oral- Category 4. *Acute Toxicity- Inhalation- Category 4. *Corrosive to Metals- Category 1. *Skin Corrosion /irritation - Category 2 * Serious eye damage- Category 1. *Sensation – skin- Category 1. *Carcinogenicity- Category 1B. *Acute hazard to the aquatic environment- Category 1. *Chronic hazard to the aquatic environment- Category 2.	8	III	15L	2 x 15L				30L

Package Store 3



Pictogram	Store Name	Hazardous chemicals							Storage Area				
		UN No.	Shipping Name	Product Name	GHS Hazard Classification	Classes	Packaging Group	Packaging Size	Maximum Quantity	Total Class 2.3	Total Class 3	Total Class 5.1	Total Class 8
	TPB-PS-03	UN 2104	Hydrogen Peroxide Aqueous Solution	CIPHP50	*Oxidising Liquid- Category 4. *Acute Toxicity- Oral- Category 4. *Oxidising Liquid- Category 3. *Acute Toxicity- Inhalation- Category 4. *Skin Corrosion – Category 1B *Serious eye damage- Category 1. *Specific target organ toxicity – Single exposure- Category 3 Respiratory Tract	5.1	II	15L	4 x 15L			60L	
	TPB-PS-03	UN 3098	Oxidising Liquid, Corrosive, N.O.S (Contains: Acetic Acid/Peracetic acid/Hydrogen Peroxide)	Bioxysan15	*Oxidising Liquid- Category 3. *Acute Toxicity- Oral- Category 4. *Acute Toxicity- Dermal- Category 4. *Acute toxicity- Inhalation- Category 4 *Skin Corrosion – Category 1A	5.1	II	205L	8 x 205L			1640L	







Pictogram	Store Name	Hazardous chemicals							Storage Area				
		UN No.	Shipping Name	Product Name	GHS Hazard Classification	Classes	Packaging Group	Packaging Size	Maximum Quantity	Total Class 2.3	Total Class 3	Total Class 5.1	Total Class 8
					*Serious eye damage- Category 1. *Specific target organ toxicity – Single exposure- Category 3 Respiratory Tract								

Package Store 4


Pictogram	Store Name	Hazardous chemicals							Storage Area				
		UN No.	Shipping Name	Product Name	GHS Hazard Classification	Class	Packaging Group	Packaging Size	Maximum Quantity	Total Class 2.3	Total Class 3	Total Class 5.1	Total Class 8
	TPB-PS-04a	UN 2672	Ammonia Solution	WWN+100 1	*Skin corrosion- Category 1C *Organ Toxicity (single exposure) Category 3 Respiratory tract *Acute hazard to the aquatic environment – Category 1.	8	III	1000L	1x 1000L				1000
	TPB-PS-04a		Triphosphoric acid, Pentasodium Salt.	WWP+100 1	-	Not DG							
	TPB-PS-04a	UN 1824	Sodium Hydroxide Solution	WWCA30	*Corrosive to Metals- Category 1 *Skin corrosion- Category 1A *Serious eye damage- Category 1	8	II	1000L	1 x 1000L				1000L
	TPB-PS-04a	UN 1824	Sodium Hydroxide Solution	Alkaline NA40	*Corrosive to Metals- Category 1 *Skin corrosion- Category 1A *Serious eye damage- Category 1	8	II	1000L	8 x 1000L				8000L

Pictogram	Store Name	Hazardous chemicals							Storage Area				
		UN No.	Shipping Name	Product Name	GHS Hazard Classification	Class	Packaging Group	Packaging Size	Maximum Quantity	Total Class 2.3	Total Class 3	Total Class 5.1	Total Class 8
	TPB-PS-04a	UN 3265	Please see PS01 & PS02 for more information	CWB1001	Please see PS01 & PS02 for more information.	8	III	15L	24 x 15L				
				ROB1001									
				CWB2001									
		UN 3266		BWALK50									
		UN 1824		ROSC1001									
				BWMF1002									
				ROAC1001									
	UN 3264	ROCC1001											
	UN 3412												
	UN 3267												
	TPB-PS-04a	UN 1719	Caustic Alkali Liquid, N.O.S (Contains Potassium Hydroxide)	Klorofoam	*Acute Toxicity- Oral – Category 4. *Corrosive to Metals- Category 1 *Skin corrosion- Category 1A *Serious eye damage- Category 1	8	II	205L	4 x 205L				820L

Pictogram	Store Name	Hazardous chemicals							Storage Area				
		UN No.	Shipping Name	Product Name	GHS Hazard Classification	Classes	Packaging Group	Packaging Size	Maximum Quantity	Total Class 2.3	Total Class 3	Total Class 5.1	Total Class 8
					*Chronic hazard to the aquatic environment – Category 2 *Acute hazard to the aquatic environment – Category 1.								
	TPB-PS-04b	UN 3264	Corrosive Liquid, Acidic, Inorganic, N.O.S	CWCI1001 RT	*Corrosive to Metals- Category 1 *Skin corrosion- Category 1A *Serious eye damage- Category 1	8	III	15L	16 x 15L				240L
	TPB-PS-04b	UN 2796	Sulphuric Acid	WWPH51+	*Corrosive to Metals- Category 1 *Skin corrosion- Category 1A *Serious eye damage- Category 1 *Organ Toxicity (single exposure) Category 3 Respiratory tract	8	II	1000L	1 x 1000L				1000L
	TPB-PS-04c	UN 1760	Nitric acid, Sulfamic Acid	Nitroline NP	*Corrosive to Metals- Category 1 *Skin corrosion- Category 1A	8	II	1000L	7 x 1000L				7000L



Pictogram	Store Name	Hazardous chemicals							Storage Area				
		UN No.	Shipping Name	Product Name	GHS Hazard Classification	Classes	Packaging Group	Packaging Size	Maximum Quantity	Total Class 2.3	Total Class 3	Total Class 5.1	Total Class 8
	TPB-PS-04c	UN 1805	Phosphoric acid, Solution	Phosphoric Acid	*Serious eye damage- Category 1 *Corrosive to Metals- Category 1 *Skin corrosion- Category 1A *Serious eye damage- Category 1 *Acute Toxicity- Category 4 *Chronic Aquatic hazard – Category 4	8	III	205L	4 x 205L				820 L

Package Store 5



Pictogram	Store Name	Hazardous chemicals							Storage Area				
		UN No.	Shipping Name	Product Name	GHS Hazard Classification	Classes	Packaging Group	Packaging Size	Maximum Quantity	Total Class 2.3	Total Class 3	Total Class 5.1	Total Class 8
	TPB-PS-05	UN 3098	Oxidising Liquid, Corrosive, N.O.S (Contains: Acetic Acid/Peracetic acid/Hydrogen Peroxide)	Bioxysan15	*Oxidising Liquid- Category 3. *Acute Toxicity- Oral- Category 4. *Acute Toxicity- Dermal- Category 4. *Acute toxicity- Inhalation- Category 4 *Skin Corrosion – Category 1A *Serious eye damage- Category 1. *Specific target organ toxicity – Single exposure- Category 3 Respiratory Tract	5.1	II	205L	2 x 205L				410L

MINOR STORES


Minor Store 1

Pictogram	Store Name	Hazardous chemicals							Storage Area				
		UN No.	Shipping Name	Product Name	GHS Hazard Classification	Classes	Packaging Group	Packaging Size	Maximum Quantity	Total Class 2.3	Total Class 3	Total Class 5.1	Total Class 8
	TPB-MS-01a	UN 3264	Corrosive Liquid, acidic, inorganic, N.O.S	CWCI1001 RT	*Corrosive to Metals- Category 1 *Skin corrosion- Category 1A *Serious eye damage- Category 1	8	III	15kg	8 x 15L				120L
	TPB-MS-01b	UN 3085	Bromine Tablets	CWB TAB	*Oxidising solids- Category 3 *Skin corrosion- Category 1C *Serious eye damage – Category 1 *Acute hazard to the aquatic environment – Category 2	5.1	III	15kg	6 x 15kg			90kg	



Minor Store 2




Pictogram	Store Name	Hazardous chemicals							Storage Area				
		UN No.	Shipping Name	Product Name	GHS Hazard Classification	Class	Packaging Group	Packaging Size	Maximum Quantity	Total Class 2.3	Total Class 3	Total Class 5.1	Total Class 8
	TPB-MS-02a	UN 3265	Lactic Acid 88%	Lactic Acid	*Corrosive to Metals- Category 1 *Skin corrosion- Category 1B *Serious eye damage- Category 1	8	III	205L	1 x 205L				205L
	TPB-MS-02b	UN 1805	Phosphoric Acid, Solution	Phosphoric Acid	*Corrosive to Metals- Category 1 *Skin corrosion- Category 1A *Serious eye damage- Category 1 *Acute Toxicity- Category 4 *Chronic Aquatic hazard – Category 4	8	III	205L	3 x 205L				615L
				Yeast nutrient?									Not DG


Minor Store 3

Pictogram	Store Name	Hazardous chemicals							Storage Area				
		UN No.	Shipping Name	Product Name	GHS Hazard Classification	Classes	Packaging Group	Packaging Size	Maximum Quantity	Total Class 2.3	Total Class 3	Total Class 5.1	Total Class 8
	TPB-MS-03	UN 1719	Caustic Alkali Liquid N.O.S (Contains Potassium Hydroxide)	Klorofoam	*Acute Toxicity- Oral – Category 4. *Corrosive to Metals- Category 1 *Skin corrosion- Category 1A *Serious eye damage- Category 1 *Chronic hazard to the aquatic environment – Category 2 *Acute hazard to the aquatic environment – Category 1.	8	II	205L	1 x 205L				205L


Minor Store 4

Pictogram	Store Name	Hazardous chemicals							Storage Area				
		UN No.	Shipping Name	Product Name	GHS Hazard Classification	Classes	Packaging Group	Packaging Size	Maximum Quantity	Total Class 2.3	Total Class 3	Total Class 5.1	Total Class 8
	TPB-MS-04	UN 1262	2,2,4-Trimethylpentane / HCL	IsoOctane Waste	*Acute Hazard- Aquatic Environment- Category 1.*Long term hazard to Aquatic Environment- Category 1. *Aspiration Hazard- Category 1. *Flammable liquids- Category 2 *Skin Corrosion- Category 2. *Specific target organ toxicity- Single Exposure- Category 3	3	II	20L	3 x 20L		60L		
	TPB-MS-04	UN 1170	ETHANOL	70% Ethanol sanitiser	*Flammable liquids – Category 2 *Serious eye damage- Category 2A	3	II	20L	4 x 20L		75L		

Pictogram	Store Name	Hazardous chemicals							Storage Area				
		UN No.	Shipping Name	Product Name	GHS Hazard Classification	Classes	Packaging Group	Packaging Size	Maximum Quantity	Total Class 2.3	Total Class 3	Total Class 5.1	Total Class 8
	TPB-MS-04												
	TPB-MS-04	UN 2037	Butane	Butane Cartridge		2.1	II	190g	30 x 190g			5.7kg	
	TPB-MS-04	UN 1262	2,2,4-Trimethylpentane	Trimethyl Pentane	*Acute Hazard- Aquatic Environment- Category 1. *Long term hazard to Aquatic Environment- Category 1. *Aspiration Hazard- Category 1. *Flammable liquids- Category 2 *Skin Corrosion- Category 2. *Specific target organ toxicity- Single Exposure- Category 3	3	II	2.5L	20 x 2.5L			50L	


Pictogram	Store Name	Hazardous chemicals							Storage Area				
		UN No.	Shipping Name	Product Name	GHS Hazard Classification	Classes	Packaging Group	Packaging Size	Maximum Quantity	Total Class 2.3	Total Class 3	Total Class 5.1	Total Class 8
	TPB-MS-04	UN 2262	Hexanols	Hexanol	*Acute Toxicity- Dermal – Category 4. *Eye Damage- Category 2A. *Flammable liquid- Category 3. *Acute toxicity- Oral- Category 4	3	III	500ml	4x 500mL		2L		

Minor Store 5

Pictogram	Store Name	Hazardous chemicals							Storage Area				
		UN No.	Shipping Name	Product Name	GHS Hazard Classification	Class	Packaging Group	Packaging Size	Maximum Quantity	Total Class 2.3	Total Class 3	Total Class 5.1	Total Class 8
	TPB-MS-05	UN 1202	Automotive Diesel Fuel	Diesel	*Flammable liquids – Category 4 *Acute Toxicity- (inhalation) Category 4 *Skin corrosion- Category 2 *Carcinogenicity- category 2 *Organ toxicity (repeated exposure) Category 2 *Aspiration Hazard- Category 1	3	II	20L	2 x 20L		40L		


Pictogram	Store Name	Hazardous chemicals							Storage Area				
		UN No.	Shipping Name	Product Name	GHS Hazard Classification	Class	Packaging Group	Packaging Size	Maximum Quantity	Total Class 2.3	Total Class 3	Total Class 5.1	Total Class 8

Minor Store 6

Pictogram	Store Name	Hazardous chemicals							Storage Area				
		UN No.	Shipping Name	Product Name	GHS Hazard Classification	Class	Packaging Group	Packaging Size	Maximum Quantity	Total Class 2.3	Total Class 3	Total Class 5.1	Total Class 8
	TPB-MS-06	UN 1760	Corrosive liquid, N.O.S	Duelsan	*Acute toxicity- Oral- Category 4. *Acute Toxicity- Dermal- Category 4. *Skin corrosion- Category 1A *Serious eye damage- Category 1 *Acute hazard to the aquatic environment – Category 1.	8	II	20L	6 x 20L				120L

Pictogram	Store Name	Hazardous chemicals							Storage Area				
		UN No.	Shipping Name	Product Name	GHS Hazard Classification	Class	Packaging Group	Packaging Size	Maximum Quantity	Total Class 2.3	Total Class 3	Total Class 5.1	Total Class 8

Minor Store 7


Pictogram	Store Name	Hazardous chemicals							Storage Area				
		UN No.	Shipping Name	Product Name	GHS Hazard Classification	Class	Packaging Group	Packaging Size	Maximum Quantity	Total Class 2.3	Total Class 3	Total Class 5.1	Total Class 8
	TPB-MS-07			Black Ink									
				Solvent									




Pictogram	Store Name	Hazardous chemicals							Storage Area				
		UN No.	Shipping Name	Product Name	GHS Hazard Classification	Class	Packaging Group	Packaging Size	Maximum Quantity	Total Class 2.3	Total Class 3	Total Class 5.1	Total Class 8
				White Ink									
				Solvent									

Minor Store 8




Pictogram	Store Name	Hazardous chemicals							Storage Area				
		UN No.	Shipping Name	Product Name	GHS Hazard Classification	Class	Packaging Group	Packaging Size	Maximum Quantity	Total Class 2.3	Total Class 3	Total Class 5.1	Total Class 8
	TPB-MS-08			Flavours									

Minor Store 9

Pictogram	Store Name	Hazardous chemicals							Storage Area				
		UN No.	Shipping Name	Product Name	GHS Hazard Classification	Class	Packaging Group	Packaging Size	Maximum Quantity	Total Class 2.3	Total Class 3	Total Class 5.1	Total Class 8
	TPB-MS-09			Lab corrosives									

Minor Store 10

Pictogram	Store Name	Hazardous chemicals							Storage Area				
		UN No.	Shipping Name	Product Name	GHS Hazard Classification	Class	Packaging Group	Packaging Size	Maximum Quantity	Total Class 2.3	Total Class 3	Total Class 5.1	Total Class 8
	TPB-MS-09			Engineering Sprays and lubricants									
				Butane gas									

MANUFACTURING AREAS

No manufacturing Areas

CHEMICALS IN TRANSIT

No chemical in transit

SIGNATURE

Hazardous Chemical Manifest

Safety Management System



Manifest approved by: James Norris

Position: Engineering Manager

Date: 03/11/2023

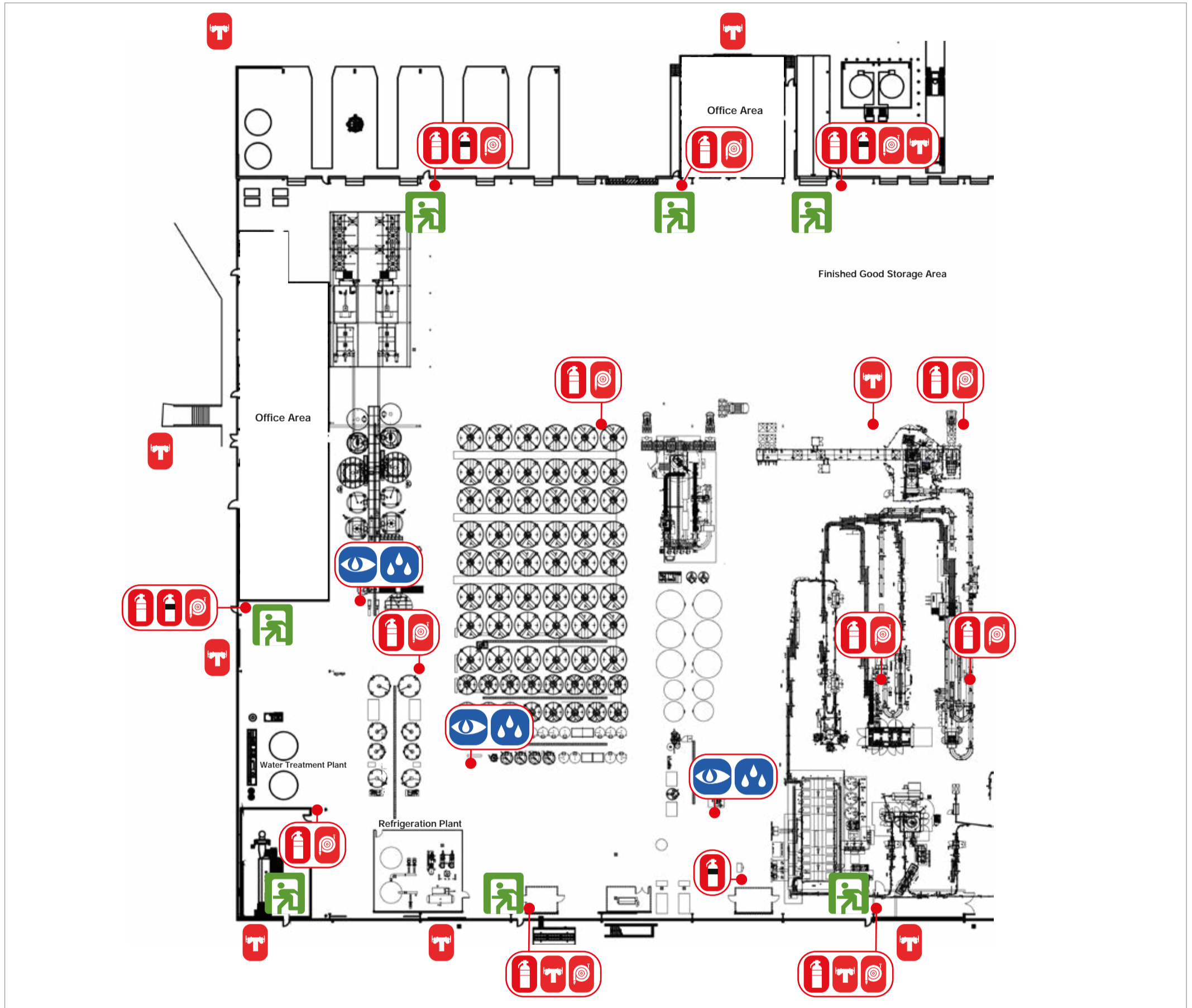
Signature: *J. Norris*



APPENDIX D – EMERGENCY EVACUATION PLAN

EVACUATION DIAGRAM

2 DUCKS LN, GOULBURN NSW 2580



R REMOVE PEOPLE FROM IMMEDIATE DANGER
Do not obstruct exits & exit routes

A ALERT PEOPLE NEARBY AND RAISE AN ALARM
DIAL 000 & ask for the fire brigade

C CONFINE FIRE AND SMOKE
Close doors behind you & where possible windows (if safe to do so)

E EVACUATE TO THE ASSEMBLY AREA

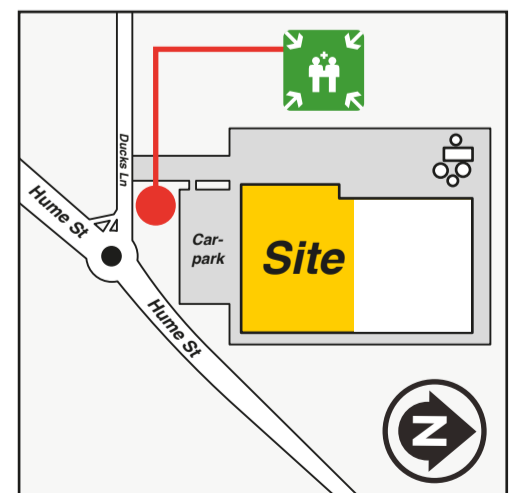
Emergency Exit	Primary Exit Path	Secondary Exit Path	CO ₂ Fire Extinguisher	Dry Chemical Powder Extinguisher
Fire Hose Reel	Fire Hydrant	Eye Wash Station	Emergency Shower	Assembly Area

AT THE ASSEMBLY AREA

- Account for people in the building
- Report any person missing to the Fire Brigade and/or Responding Authorities.

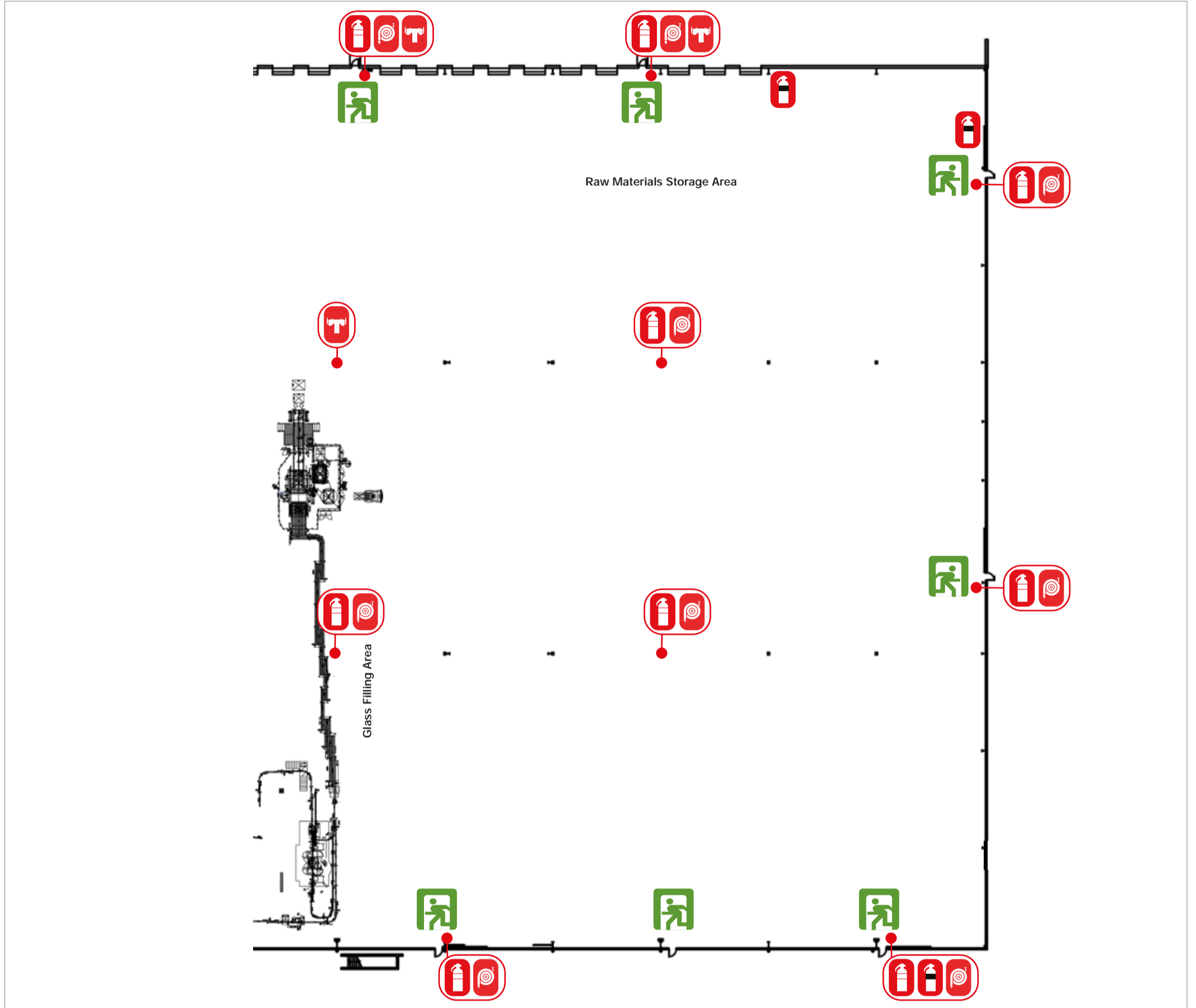
DO NOT

Re-enter the building until the "all clear" is given by the responding Emergency Service.



EVACUATION DIAGRAM

2 DUCKS LN, GOULBURN NSW 2580



R REMOVE PEOPLE FROM IMMEDIATE DANGER
Do not obstruct exits & exit routes

A ALERT PEOPLE NEARBY AND RAISE AN ALARM
DIAL 000 & ask for the fire brigade

C CONFINE FIRE AND SMOKE
Close doors behind you & where possible windows (if safe to do so)

E EVACUATE TO THE ASSEMBLY AREA

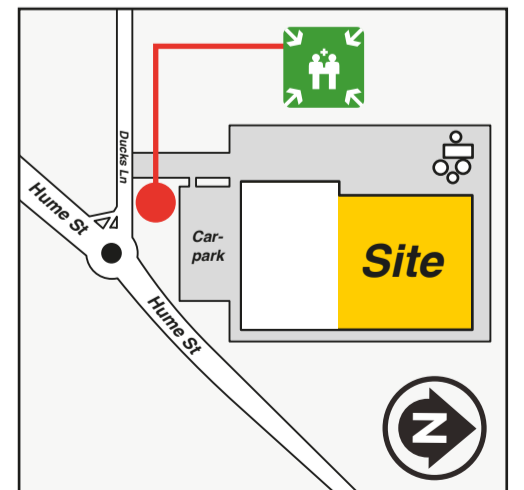
Emergency Exit	Primary Exit Path	Secondary Exit Path	CO ² Fire Extinguisher	Dry Chemical Powder Extinguisher
Fire Hose Reel	Fire Hydrant	Assembly Area		

AT THE ASSEMBLY AREA

- Account for people in the building
- Report any person missing to the Fire Brigade and/or Responding Authorities.

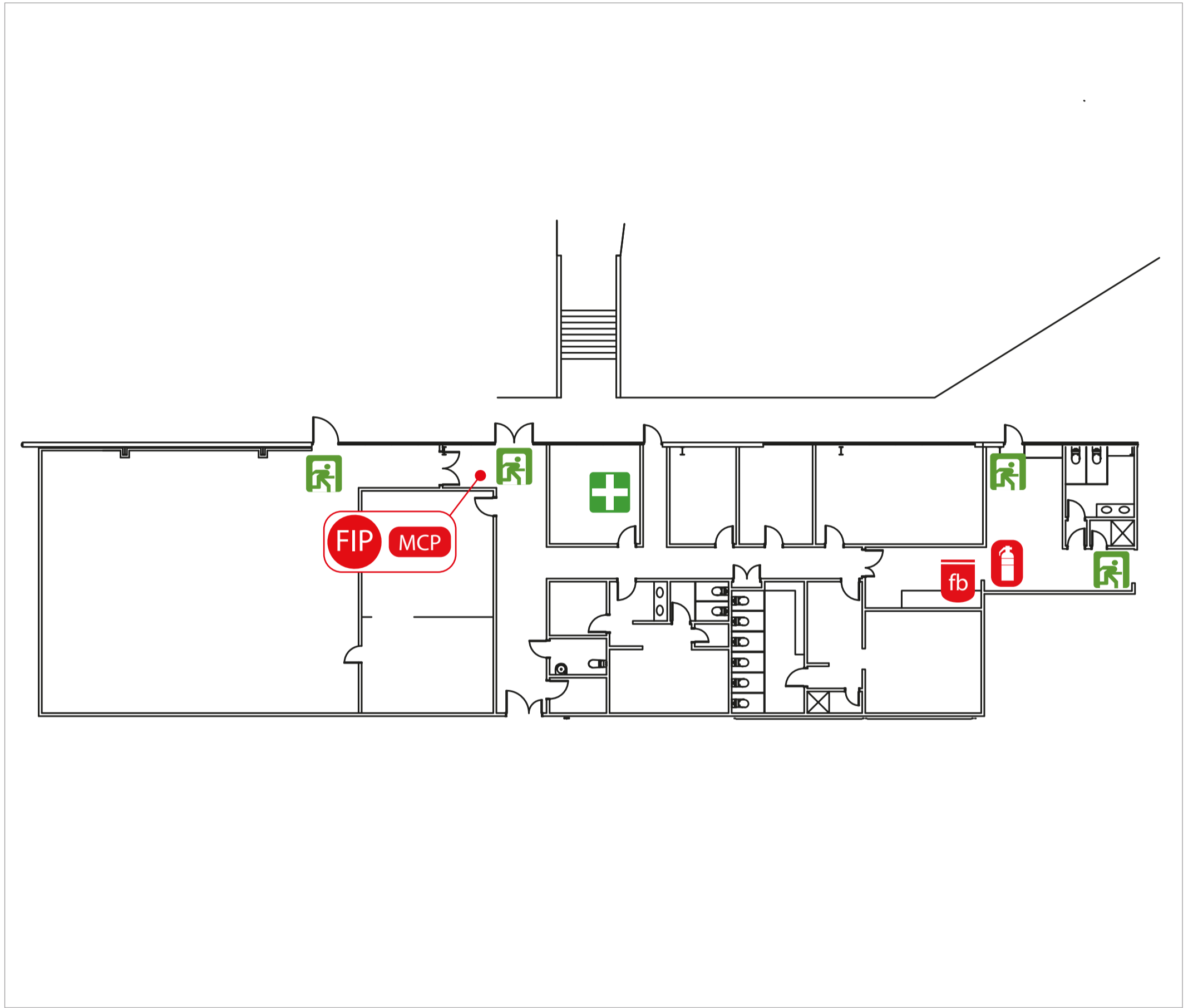
DO NOT

Re-enter the building until the "all clear" is given by the responding Emergency Service.



EVACUATION DIAGRAM

2 DUCKS LN, GOULBURN NSW 2580



R REMOVE PEOPLE FROM IMMEDIATE DANGER
Do not obstruct exits & exit routes

A ALERT PEOPLE NEARBY AND RAISE AN ALARM
DIAL 000 & ask for the fire brigade

C CONFINE FIRE AND SMOKE
Close doors behind you & where possible windows (if safe to do so)

E EVACUATE TO THE ASSEMBLY AREA

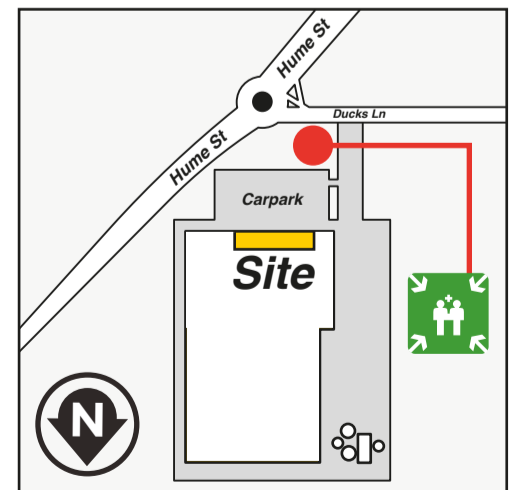
Emergency Exit	Primary Exit Path	Secondary Exit Path	Dry Chemical Powder Extinguisher	Fire Blanket
Fire Indicator Panel	Manual Call Point	First Aid Kit	Assembly Area	

AT THE ASSEMBLY AREA

- Account for people in the building
- Report any person missing to the Fire Brigade and/or Responding Authorities.

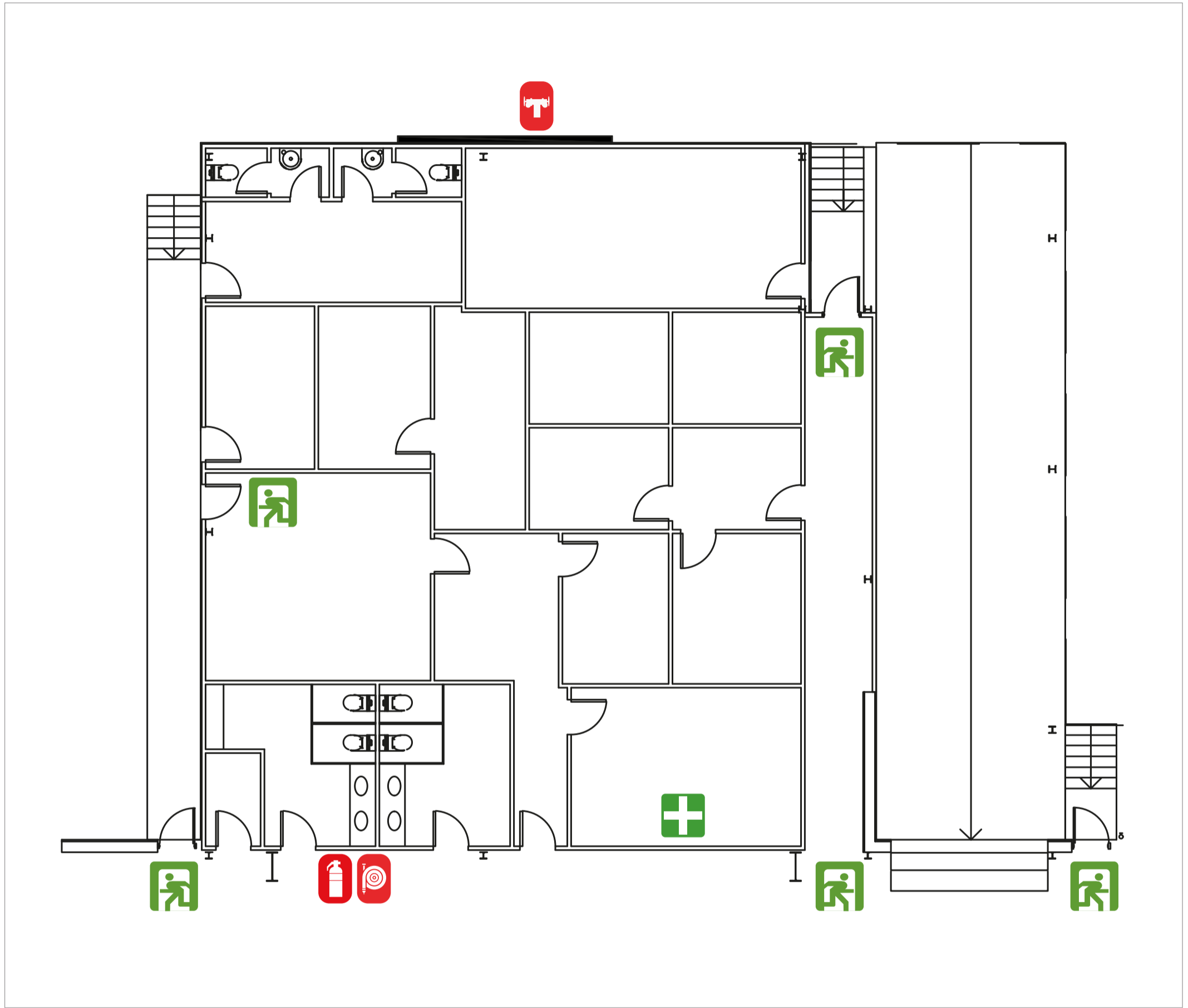
DO NOT

Re-enter the building until the "all clear" is given by the responding Emergency Service.



EVACUATION DIAGRAM

2 DUCKS LN, GOULBURN NSW 2580



R REMOVE PEOPLE FROM IMMEDIATE DANGER
Do not obstruct exits & exit routes

A ALERT PEOPLE NEARBY AND RAISE AN ALARM
DIAL 000 & ask for the fire brigade

C CONFINE FIRE AND SMOKE
Close doors behind you & where possible windows (if safe to do so)

E EVACUATE TO THE ASSEMBLY AREA

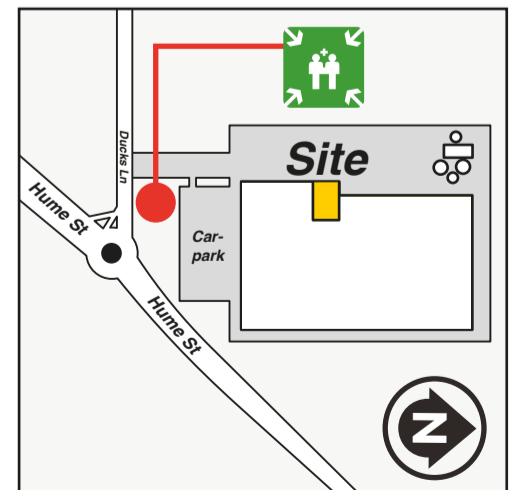
Emergency Exit	Primary Exit Path	Secondary Exit Path	Dry Chemical Powder Extinguisher	Fire Hose Reel
Fire Hydrant	First Aid Kit	Assembly Area		

AT THE ASSEMBLY AREA

- Account for people in the building
- Report any person missing to the Fire Brigade and/or Responding Authorities.

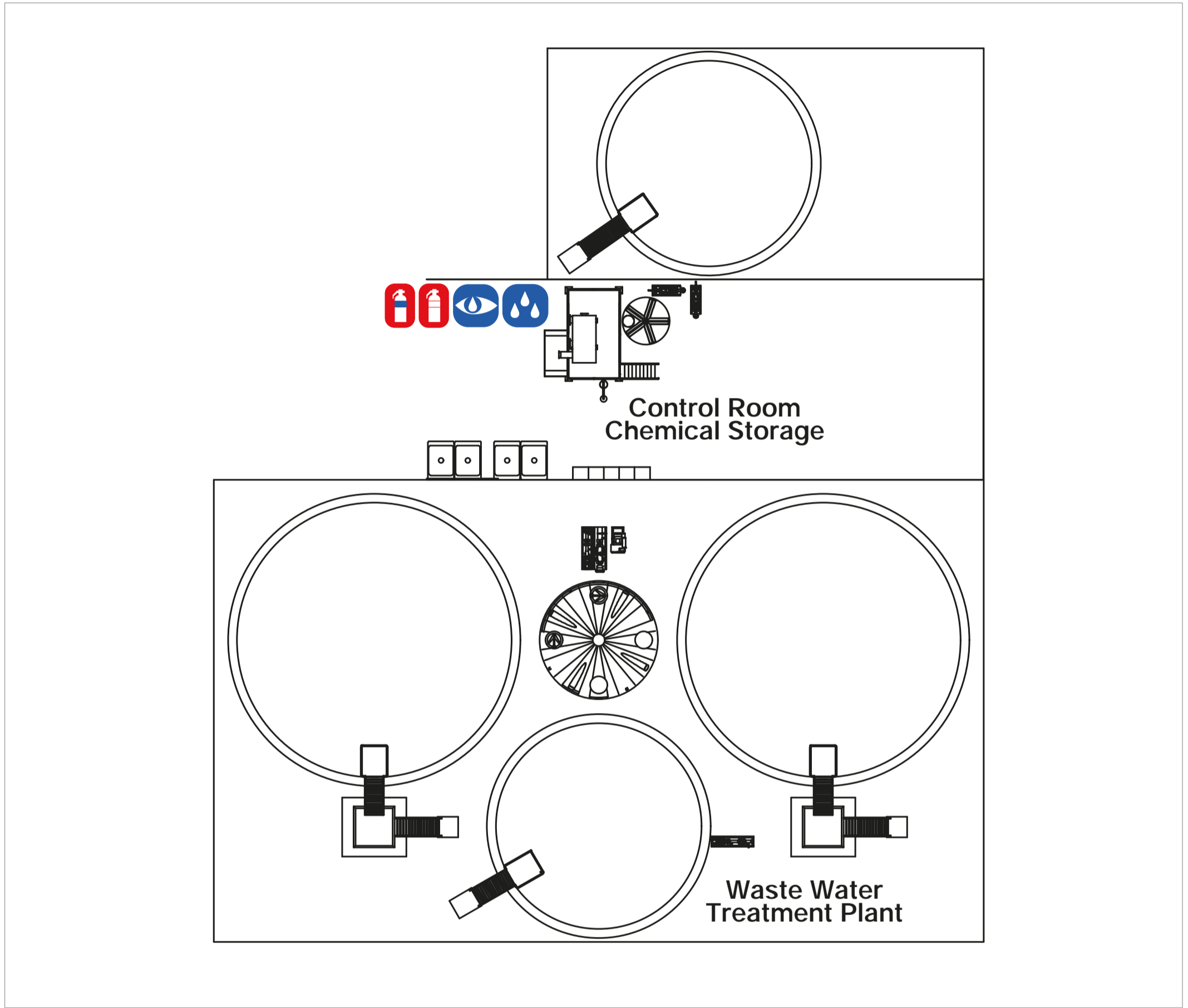
DO NOT

Re-enter the building until the "all clear" is given by the responding Emergency Service.



EVACUATION DIAGRAM

2 DUCKS LN, GOULBURN NSW 2580



R REMOVE PEOPLE FROM IMMEDIATE DANGER
Do not obstruct exits & exit routes

A ALERT PEOPLE NEARBY AND RAISE AN ALARM
DIAL 000 & ask for the fire brigade

C CONFINE FIRE AND SMOKE
Close doors behind you & where possible windows (if safe to do so)

E EVACUATE TO THE ASSEMBLY AREA



Primary Exit Path



Secondary Exit Path



Dry Chemical Powder Extinguisher



Foam Fire Extinguisher



Emergency Shower



Assembly Area

AT THE ASSEMBLY AREA

- Account for people in the building
- Report any person missing to the Fire Brigade and/or Responding Authorities.

DO NOT
Re-enter the building until the "all clear" is given by the responding Emergency Service.

